




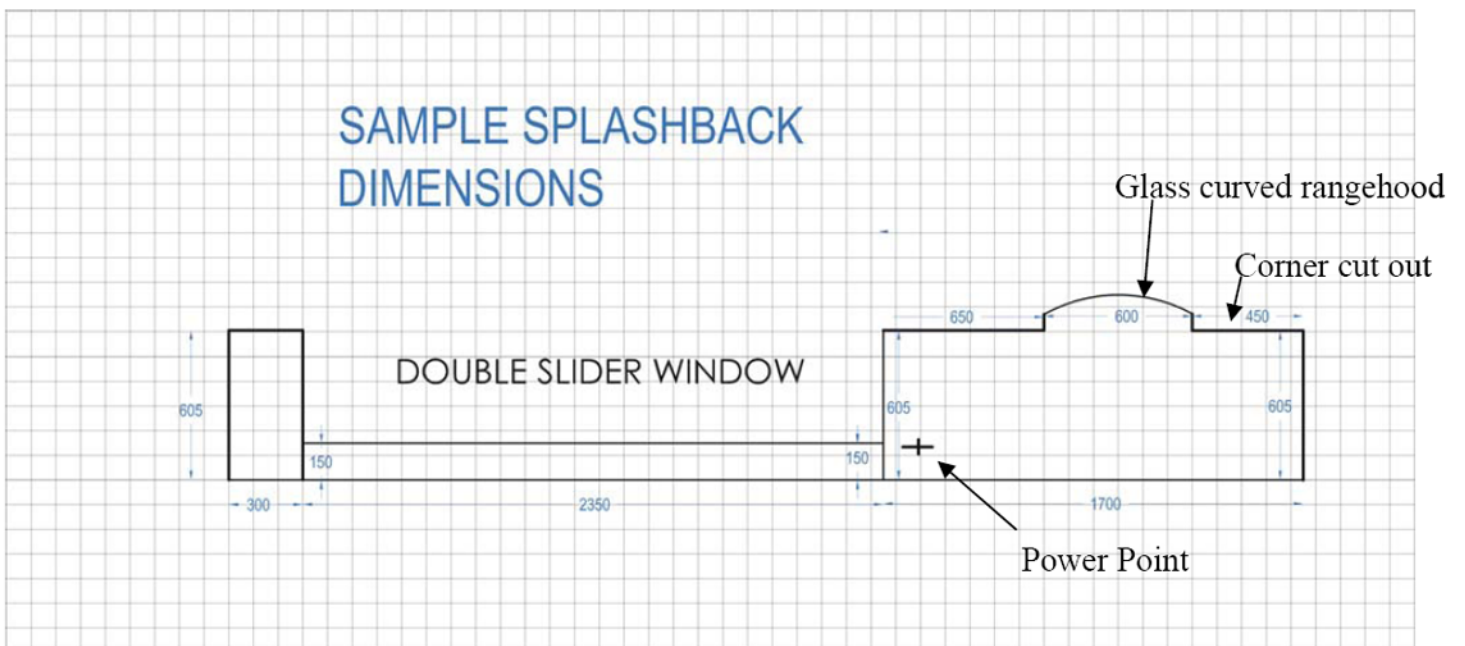
**Instructions**

Using the graph, draw the outline of your splashback. Each square represents 100mm so if your splashback is 600mm high, this will be 6 squares high on the graph. If it is 2350mm long, this is to be shown as 23 1/2 squares long on the graph etc. Mark the location of any cut outs

For example:

-  for a power point cut out
-  for a hole for utensil rails / wall mounted tapware
-  for glass curved rangehood

Once you have completed your diagram, please fax to us on 02 6652 7667 and we will contact you.









## Splash Back Estimation Request & Checklist

Phone 02 6652 9669 | Fax 02 6652 7667 | Website [www.harbourglass.com.au](http://www.harbourglass.com.au)

### KITCHEN SPLASHBACK PROPOSAL ACCEPTANCE AND CHECKLIST FOR FINAL MEASURE

Customer Name: \_\_\_\_\_ Our proposal Ref No. \_\_\_\_\_

Job Site Address: \_\_\_\_\_

Suburb: \_\_\_\_\_ Postcode: \_\_\_\_\_

Telephone: \_\_\_\_\_ Fax: \_\_\_\_\_ Email: \_\_\_\_\_

Please read through and check off the following requirements before requesting a site measure

- All CABINETS are installed.
- All BENCHTOPS are installed.
- All GPO's (such as power points range and light switches) are in their final location
- Rangehood is fully installed for glass to meet to bottom edge **OR** Rangehood has been pre-installed and removed so glass can be installed behind rangehood and flu. Rangehood is onsite for inspection. (Delete which is not require)
- All window surrounds and architraves is fitted.
- Stainless Steel splashbacks behind cooktops are fitted.
- Any fixtures such as utensil rails, Taps etc are located on wall and items are onsite for inspection
- Holes for Undermount lighting in overheads are required to allow for wiring. Wiring is in place prior to final measure. Lights are onsite for inspection.
- I understand that anything protruding from the glass splashback must be fitted after installation of glass and not before silicone is set - minimum 24hrs after installation.
- I agree to pay for removal of any appliances or fixtures in order for the glass to be installed.
- I understand I hold responsibility for the cost of splashback glass removal, should it be required by anyone other than Harbour Glass (AUST) Pty Ltd.
- If colour matching is required, please ensure a colour swatch is to be made available on-site for collection.

I \_\_\_\_\_ understand the original proposal was provided on estimated dimensions, and final cost may vary upon final measurement.

I have read and met all the above requirements. Should information provided be incorrect, and final measurements are unable to be taken, I understand a minimum charge of \$77 will be incurred.

Signed \_\_\_\_\_ Dated \_\_\_\_\_

Name \_\_\_\_\_